



## What to bring with you on the trip

### ▶ Personal Items

- God's Love**
- Water Bottle
- Good work shoes
- Flash Light, fresh batteries
- Hat
- Safety Glasses
- Bedding (sleeping bag/sheets)
- Pillow
- Towel
- Work gloves
- Sun Glasses
- Sun Screen
- Soap, toothpaste, shampoo
- Bug Spray
- Bandana (for dust)
- Sweatshirt (for cold)
- Swimsuit (modest!)
- Shower slippers
- Ear Plugs
- Spending money
- Passport or Passport Card.**

### ▶ Tools

- Nailing Apron
- Hammer
- Carpenter Pencils
- Utility Knife, blades
- Measuring Tape
- Paint Brushes
- Paint Roller Covers


### ▶ Optional Tools

- Framing Hammer
- Speed square
- Swing Stapler
- Chalk line
- Cordless Drill
- Tin Snips
- Paint Pans
- Knee Pads
- 6 Inch wide mud knife

**Leave all valuables at home.**

---

**LOST ? DELAYED ? EMERGENCY CONTACT INFO:**

WhatsApp/TXT/Call +1.206.910.7222     [info@ClubRust.com](mailto:info@ClubRust.com)

**!!! PLEASE SIGN ALL TEXTS AND EMAILS SO WE KNOW WHO YOU ARE !!!**

# TERMINAL 1

Welcome to San Diego!

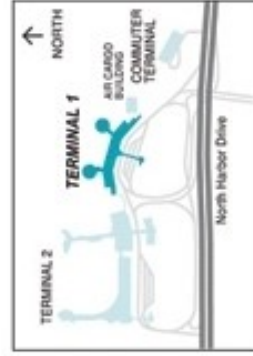
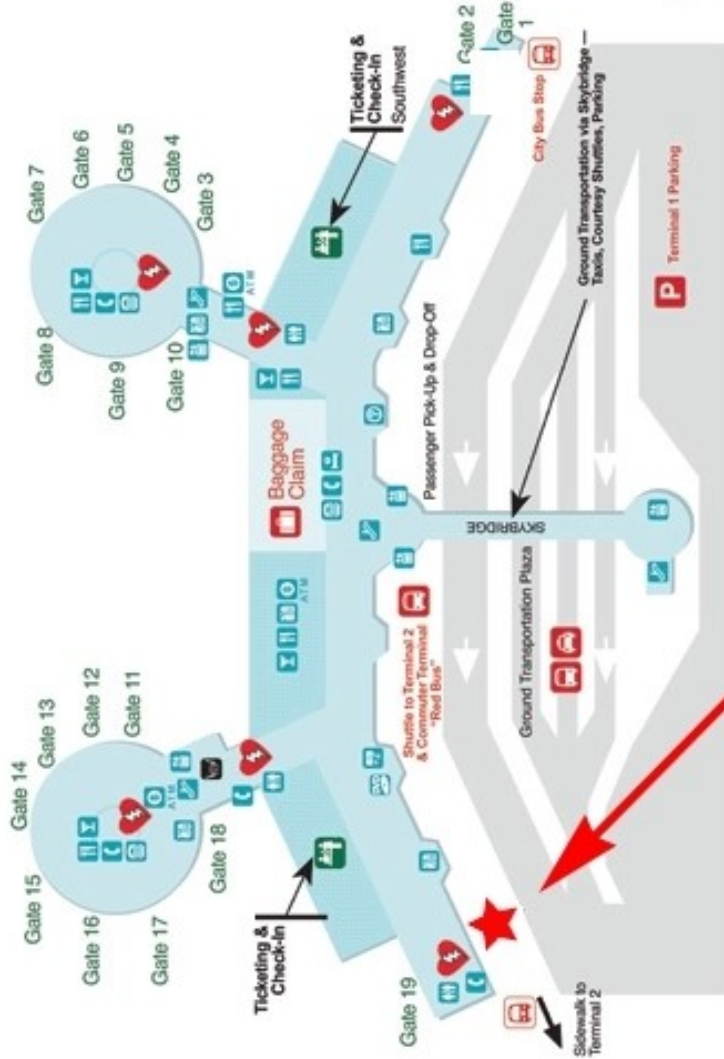
**REGISTRATION STARTS AT 1 p.m.**

Please fill up your water bottle, use the restrooms, collect your luggage and proceed to the assembly point below so we can check you in. Dinner will be served at the Ranch around 7 p.m. If you need to eat earlier, buy a snack at the airport.

If arriving at **TERMINAL-1**, exit baggage claim to the curb, and proceed **WEST** (follow direction of traffic) to the end of **TERMINAL-1**. We meet at the curb, beyond the last exit door from **TERMINAL-1**.

If arriving at **TERMINAL-2**, exit baggage claim to the curb, and proceed **EAST** (opposite the direction of traffic) towards **TERMINAL-1**. You will find us along the curb, just as you arrive at **TERMINAL-1**

**BUS LEAVES AT 3 P.M. SHARP!**



**WE MEET HERE**

ClubRust Assembly Point

GPS: N 32.7320248°  
W 117.1988051°

